




BOOST COMBI

SCRUBBER - SWEPER



Dulevo Boost Combi

has been designed to combine handiness, affordability, reliability together with a superior sweeping and scrubbing quality. High-quality components and latest technology ensure that Dulevo Boost Combi meets operational demands of our customers. The combination of two cleaning concepts has been designed in order to clean heavy industrial environment as constructions, logistics and distribution centers and many others where highest efficiency and productivity are always required. Dulevo Boost Combi guarantees eco-friendly and efficient results, maximum productivity and low maintenance costs, in any working.



Dulevo Boost Combi is combining

the idea of sweeping and scrubbing at the same time. First of all the sweeping unit will pick up the debris and then the scrubbing unit will clean the floor. The design of the front located sweeping unit is based on the well known Dulevo sweeping and filtration technology to insure an effective sweeping result with full dust control. The heavy duty scrubbing deck, with three brush plates and constant floor pressure, ensures highest cleaning results even on heavily soiled surfaces.







Environmental awareness


has always been a key concern in our company.

The different drive technology, battery powered and different endothermic engines combined with low water consumption and dust free sweeping are the milestones of Dulevo Boost Combi.



Simple and reliable controls

have been designed to make the machine intuitive and easy to operate. Ergonomic and comfort of Dulevo Boost Combi grant a pleasant workspace. The modular construction allows an easy access to all important sections of the machine for service and maintenance.



TECHNICAL DATA

TECHNICAL DATA		COMBI
Sweeping width	mm	1450
Waste hopper capacity	L	210
Maximum dumping height	mm	1350
Filtration PM10	%	99
Scrubbing path	mm	1200
Squeegee path	mm	1350
Solution tank capacity	L	220
Recovery tank capacity	L	210
Traction		Rear
Maximum speed	Km/h	7
Motore		Electric
Weight (without batteries)	Kg	960
length	mm	2100
Width	mm	1200
Height (at roll-bar)	mm	1420 (2130)



Specifications are not binding for our company and subject to change at any time without notice.



DULEVO

FAYAT GROUP



Dulevo International S.p.A.
Via Giovannino Guareschi, 1
43012 Fontanellato (PR) Italia
Tel: +39-0521-827711
Fax: +39-0521-827795
www.dulevo.com

F033A10000 Ed. 00-2022 © (copyright) 2014 Dulevo International

